

Unit 44 Activity 1

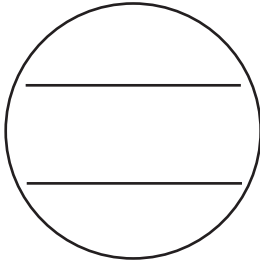
For use after Exercise I and Story I

Name _____

Story Comprehension

Nate the Great, Part I

- 1 Write the main character’s name in the circle. List three things that describe Nate the Great.**



- 2 In the story, Nate says, “Stay right where you are. Don’t touch anything. DON’T MOVE.” Why did he say this to Annie?**

- Nate wanted Annie to act like a rock.
- Nate didn’t want Annie to touch anything that might be a clue.


- 3 Do you know what Annie’s problem is?** (Who is the question about? Yes, it’s about Annie. Start your sentence with *Annie . . .*)

- 4 Where is Nate going to look for clues?** (What is the question about? Yes, it’s about where Nate is going. Start your sentence with *Nate is going . . .*)

- crazy
- to Annie’s house
- to school

- 5 Why is Nate called “Nate the Great?” What does he do?**

- Nate is a great detective. He finds things.
- Nate watches hours and hours of TV.



Unit 44 Activity 2

For use after Exercise 2 and Story 2

Name _____

Story Comprehension

Nate the Great, Part 2


- 1 Who has the problem in this story?** (What is the answer? Start your sentence with *Annie . . .*)

- 2 Describe Nate the Great.**


- Nate is great. He is a detective who works alone.
 Nate is rude and lazy. He never helps anyone with anything.

- 3 Describe Annie.**

- Annie has pink hair. She really likes pink bubble gum.
 Annie has brown hair and brown eyes. She really likes yellow.

Trapdoor

A trapdoor is a secret door in the floor.

Secret Passage

A secret passage is a hidden place behind a wall or bookshelf.

- 4 Will Nate find the missing picture under a trapdoor?** yes no

- 5 Why not?**

- Nate is afraid of trapdoors.
 There aren't any trapdoors in Annie's house.

- 6 Will Nate find the missing picture in a secret passage?** yes no


- 7 Why not?**

- There isn't a secret passage in Annie's house.
 Nate is afraid of secret passages.

Unit 44 Activity 3

For use after Exercise 2 and Story 2

Name _____



Sentence Jumble

Use the words in each box to make a sentence. Start each sentence with a capital letter. End each sentence with a period.

many questions
Nate
asked

was
curious
Nate

Nate
was
a detective

★ You can make the sentence more interesting. Add the word "great."

Nate was a _____ detective.

Unit 44 Activity 4

For use after Exercise 3 and Story 3

Name _____

Story Comprehension

Nate the Great, Part 3

1 What is Annie’s problem?

2 Who is helping Annie and why?

- Nate the Great is helping Annie because he likes his job as a detective. He likes to find clues and solve cases.
- Fang is helping Annie because he’s got ants in his pants.

3 Complete the sentences below.

- If Nate the Great is a detective, —→ then he can help Annie find her _____
- If Nate the Great finds Annie’s picture, —→ then it won’t be _____
- If Nate finds the picture, —→ then Nate the Great will have solved the _____

4 Nate has already looked for the picture all over Annie’s room. Make a list of other places you think Nate should look.

- _____
- _____
- _____

5 Do you think the problem will be solved? yes no



Unit 44 Activity 5

For use as appropriate

Name _____

Main Idea and Supporting Details

Great Detectives

A detective looks for missing things. Carlos, Maya, and Nate were all detectives. Carlos looked for George's missing bike key. Maya looked for Mrs. J's missing pearls. Nate the Great is looking for Annie's missing picture.



1 What is the story about? (Start with *The story is about . . .*)

2 Make a list of the things the detectives looked for.

- Carlos looked for George's _____
 - Maya looked for Mrs. J's _____
 - Nate the Great looked for _____
- _____

3 What's one way to say the main idea?

- _____
- Detectives are greedy and rude.
 - Detectives look for missing things.

Unit 44 Activity 6

For use after Exercise 4 and Story 4

Name _____

Story Comprehension

Nate the Great, Part 4

1 Why did Nate the Great think Fang buried the picture in the yard?

Clue 1. Fang liked to bury _____

Clue 2. Fang could only bury the picture in the _____ because


Fang only left the yard on a _____

2 What did Nate the Great decide to do after he and Annie dug in the yard for two hours? (Who is this question about? Start with *Nate the Great decided . . .*)

3 What did Annie and Nate the Great find in the yard? (Who is this question about? Start with *Annie and Nate found . . .*)

4 What did Nate the Great want to do after he ate pancakes?

- Nate the Great wanted to take Fang for a walk.
- Nate the Great wanted to talk to Rosamond.
- Nate the Great wanted to play a game with Annie.



Unit 44 Activity 7

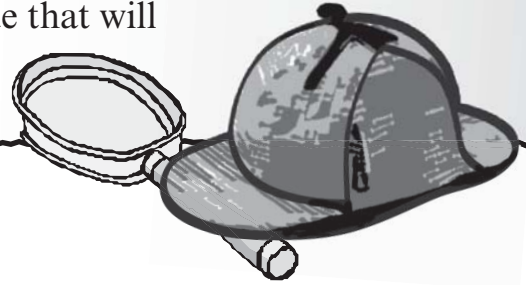
For use after Exercise 5 and Story 5

Name _____

Main Idea and Supporting Details**Clues**

Clues are things that help people solve a problem or a mystery.
A detective uses clues to help solve a case.

Maya the Magnificent used clues to find Mrs. J's lost teeth.
Nate has several clues. He is using the clues to find out where the painting isn't. Soon he will find a clue that will help him find where the painting is.



1 What is the story about?

- clues lost teeth a hat

2 One way to say the main idea is "Clues are things that help people solve a problem or a mystery."

Maya used clues to _____

Nate is using clues to find where _____

Soon Nate will find a clue that tells him where _____

Unit 44 Activity 8

For use after Exercise 5 and Story 5

Name _____

Visualizing and Illustrating


Nate the Great, Part 5

Read each sentence and write the answer in the blank. Draw a picture in each box.


1 Draw a picture of what you think
Annie's missing _____
looks like.

2 Draw a picture of Rosamond's
missing _____.


3 Draw pictures of the three characters who may have taken Annie's picture.



Fang



Rosamond



Harry



4 Did Fang take Annie's picture? yes no

5 Did Rosamond take Annie's picture? yes no

6 Who do you think took Annie's picture? (Write a complete sentence.)

Unit 44 Activity 9

For use after Exercise 6 and Story 6

Name _____

Alphabetical Order and My Picture Dictionary

- A
- C
- D
- F
- G
- I
- J
- L
- M
- O
- P
- R
- S
- U
- V
- X
- Y

1. Fill in the missing letters of the alphabet.
Complete the words in the second column and then read them.
2. For each word, read the definition. Then, write a new sentence using each word.
3. Draw a picture of the word in the box.

cl__
detect__

<p>clue</p> <p>A clue is something that helps solve a problem or a mystery.</p> <p>Write a sentence.</p> <p>_____</p> <p>_____</p>	<div style="border-left: 1px dashed black; border-right: 1px dashed black; height: 100%;"></div>
<p>detective</p> <p>A detective is a person whose job it is to look for things or people.</p> <p>Write a sentence.</p> <p>_____</p> <p>_____</p>	<div style="border-left: 1px dashed black; border-right: 1px dashed black; height: 100%;"></div>
<p>predict</p> <p>To predict is to make a good guess.</p> <p>Write a sentence.</p> <p>There are dark clouds. I predict that it will _____.</p>	<div style="border-left: 1px dashed black; border-right: 1px dashed black; height: 100%;"></div> <p>I predict that it will rain. (Draw dark clouds.)</p>

Unit 44 Activity 10

For use after Exercise 6 and Story 7

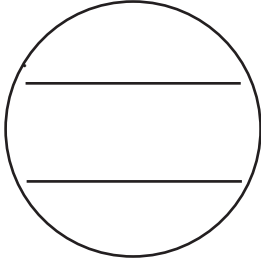
Name _____

Story Map

Nate the Great

◆ INTRODUCTION

Main Character • Write who the story was about in the circle. Then write something about the character.



● BEGINNING • Write about the problem.

Annie _____

■ MIDDLE • Action

1 First, Nate the Great looked in _____

2 Next, Nate thought Fang may have taken the picture.

So, Nate and Annie dug _____

3 Then, Nate and Annie talked to _____

4 Finally, Nate talked to Annie's _____

■ END

Nate found Annie's picture. Harry had _____

Unit 44 Activity 11

For use after Exercise 6 and Story 7

Name _____

Written Retell

Nate the Great

◆ **INTRODUCTION** • Write who the main character was. Then write at least two sentences that describe Nate.

● **BEGINNING** • Write what the problem was and how the story began.

■ **MIDDLE • Action** Write at least three sentences that tell how Nate the Great solved the problem. You may wish to add details that weren't on the story map.

Unit 44 Activity 11
(continued)

■ **END** • Write how the story ended.

STORY RESPONSE • Start with *I liked the story because . . .* or *I didn't like the story because . . .*

ILLUSTRATION • Draw a picture of the story in the box.