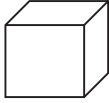



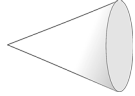


Name _____

Date _____

Use some 3-dimensional shapes to make another structure. The chart below gives you some ideas of objects you could find at home. You can use objects from the chart or other objects you may have at home.

Cube 	Rectangular prism 	Cylinder 	Sphere 	Cone 
Block	Food box: Cereal, macaroni and cheese, spaghetti, cake mix, juice box	Food can: Soup, vegetables, tuna fish, peanut butter	Balls: Tennis ball, rubber band ball, basketball, soccer ball	Ice cream cone
Dice	Tissue box	Toilet paper or paper towel roll	Fruit: Orange, grapefruit, melon, plum, nectarine	Party hat
	Hardcover book	Glue stick	Marbles	Funnel
	DVD or video game box			

Ask someone at home to take a picture of your structure. If you are unable to take a picture, try to sketch your structure or write the directions on how to build your structure on the back of the paper.