


Name \_\_\_\_\_

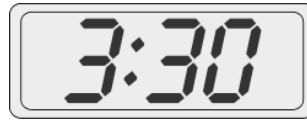
Date \_\_\_\_\_

Fill in the blanks.

1.




A



B

Clock \_\_\_\_\_ shows half past three.

2.




A



B

Clock \_\_\_\_\_ shows half past twelve.

3.



A



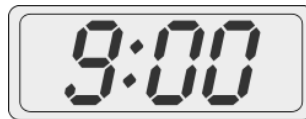
B

Clock \_\_\_\_\_ shows eleven o'clock.

4.




A



B

Clock \_\_\_\_\_ shows 8:30.

5.






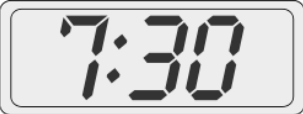





A



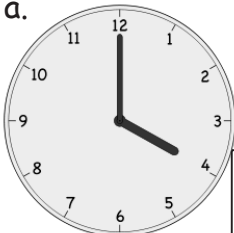
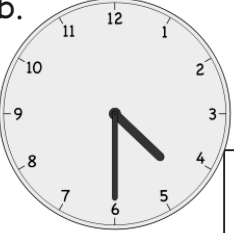
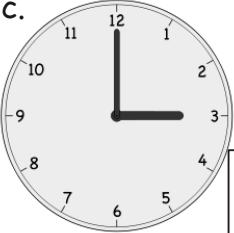
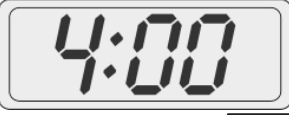
B

Clock \_\_\_\_\_ shows 5:00.

6. Write the time on the line under the clock.

<p>a.</p>  <p>_____</p>	<p>b.</p>  <p>_____</p>	<p>c.</p>  <p>_____</p>
<p>d.</p>  <p>_____</p>	<p>e.</p>  <p>_____</p>	<p>f.</p>  <p>_____</p>
<p>g.</p>  <p>_____</p>	<p>h.</p>  <p>_____</p>	<p>i.</p>  <p>_____</p>

7. Put a check (✓) next to the clock(s) that show 4 o'clock.

<p>a.</p>  <input type="checkbox"/>	<p>b.</p>  <input type="checkbox"/>	<p>c.</p>  <input type="checkbox"/>	<p>d.</p>  <input type="checkbox"/>
--	--	---	--